

Labour Market Information

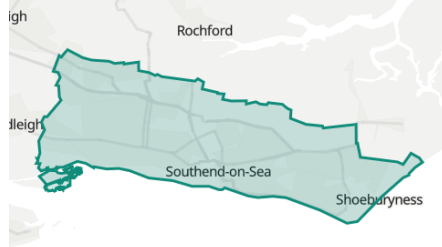
Greater Essex
CAREERS HUB

THE CAREERS &
ENTERPRISE
COMPANY

Southend-on-sea

Employment

75.6% of Southend residents are currently employed. This is higher than the national average, 75.1%.



Unemployment

5.2% of Southend residents are currently unemployed. This is higher than the national average, 4.6%.

Salary



Gross Disposable Household Income is £22,919 per year

Qualifications

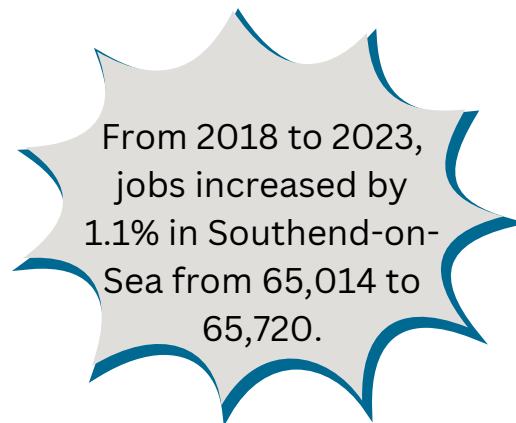
63.1% of Southend-on-Sea residents have a Level 3 qualification or higher - (4.6% below the national average),

In demand skills

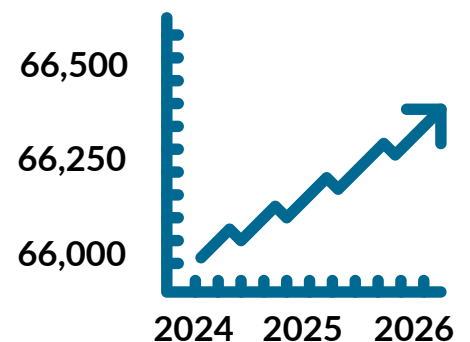
- Technology
- Business
- Healthcare

Sectors set to grow

- Creative & Cultural
- Health & Social Care
- Construction
- Manufacturing



Predicted job growth



Where are most of the jobs now?



Accommodation and Food Services

Health and Social Work



Education

Wholesale and Retail Trade

